

Mobile Box MB1, MB2

Organisation saves time and money: Mobile Boxes provide lockable storage space and offer weather, material and theft protection. They are particularly suitable for large building sites such as hospitals or multistorey blocks of flats as well as a material cupboard or workshop trolley.

- Robust and safe for daily use on building sites, in the workshop and around the company
- Cables, pipes, screws, joints etc. can be safely and tidily organized on shelves – time consuming searches are a thing of the past!
- Simply lock up in the evening – means quicker access to materials in the morning
- 4 jack rings as standard. MB1 can be lifted by crane up to 500 kg, MB2 up to 1000 kg
- Metal runners for forklift transport and for ground ventilation
- High level of operational safety with TÜV certification and GS mark
- Protective corner covers give additional safety



Mobile Boxes MB1 and MB2 with optional painting and shelving

For sanitary and electrical installation




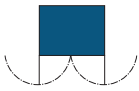
Delivery:

- Delivered pre-assembled – ready for use



Mobile Boxes are the practice-oriented solution for plumbers: no more troublesome to-and-fro carrying of small parts and tools in cardboard boxes and cases.

Technical Data Mobile Box

	MB1	MB2
 		
Type	MB1	MB2
Total width external/internal (mm)	1100 / 975	2100 / 1975
Total depth external/internal (mm)	700 / 575	700 / 575
Total height without castors external/internal (mm)	1600 / 1460	1600 / 1460
Total height with castors external/internal (mm)	1720 / 1460	1720 / 1460
Door size W x Ht (mm)	950 x 1390	1950 x 1390
Net weight (kg)	145	220

Options



Guideable castors allow for easy pushing – from the transporter into the building as well as along corridors from room to room – this saves working time. Load bearing capacity per castor: 300 kg

Shelving system, shelf length 975 mm and 1975 mm respectively



Shelving System 1

2 shelves, depth 420 mm and 1 compartment shelf, depth 350 mm

Shelving System 2

1 shelf, depth 420 mm and 2 compartment shelves, depth 350 mm

Shelving System 3

3 compartment shelves, depth 350 mm

Shelving System 4

3 shelves, depth 420 mm